

Inverter control input voltage resistance





Overview

How does an inverter control a motor?

An inverter uses this feature to freely control the speed and torque of a motor. This type of control, in which the frequency and voltage are freely set, is called pulse width modulation, or PWM. The inverter first converts the input AC power to DC power and again creates AC power from the converted DC power using PWM control.

What is the data set of a voltage source inverter?

1. Data This dataset contains electrical signals information of a voltage source inverter with a model predictive control (Fig. 1). Two data set comprises the simulations varying the inductance (L) (continuous and discrete versions) and the other two varying the resistance (R) (continuous and discrete versions).

What are voltage control techniques for inverters?

The Voltage Control Techniques for Inverters can be affected either external to the Inverter Control or within it. The Voltage Control Techniques for Inverters can be done in two ways. (a) The variation of dc link voltage can be achieved in many ways.

What is a voltage source inverter?

Voltage source inverters (VSIs) are commonly used in uninterruptible power supplies (UPS) to generate a regulated AC voltage at the output. Control design of such inverter is challenging because of the unknown nature of load that can be connected to the output of the inverter.



Inverter control input voltage resistance



Explanation of inverter harmonic control, increasing internal resistance

Nov 29, 2023 · (1) Standard inverter input reactor (increasing the internal resistance of the inverter power supply to ensure that the inverter branch is in an inductive state); (2) Standard passive ...

[Input resistance of an inverter op-amp circuit](#)

Mar 21, 2023 · The first one is to find the input resistance of the circuit without the capacitor. The second is to find the input resistance of the circuit with the capacitor ($C = 10 \text{ nF}$.)



[Inverter Control with Time-Varying and Nonconvex State and Input](#)

Mar 14, 2025 · The growing integration of inverter-based resources (IBRs) into modern power systems poses significant challenges for maintaining reliable operation under dynamic and ...



[Voltage Source Inverter Reference Design \(Rev. E\)](#)

May 11, 2022 · Description This reference design implements single-phase inverter (DC/AC) control using a C2000TM microcontroller (MCU). The design supports two modes of operation ...




Optimal Structures for Voltage Controllers in Inverters

Aug 17, 2018 · Abstract--Output voltage regulation is a primary performance objective in power electronics systems which are not supported by a stiff voltage source. In this paper, we pose ...

Input resistance of an inverter op-amp circuit

Mar 21, 2023 · The first one is to find the input resistance of the circuit without the capacitor. The second is to find the input resistance of the ...




How to Test an Inverter

Inverter testing is necessary in order to check for malfunctions of the inverter. Inverter insulation resistance testing and voltage/current measurement This section introduces insulation ...



Data for resistance and inductance estimation within a voltage ...

Aug 1, 2019 · This dataset contains electrical signals information of a voltage source inverter with a model predictive control (Fig. 1). Two data set comprises the simulations varying the ...




[Voltage Control Techniques for Inverters](#) [.EEEGUIDE](#)

The Voltage Control Techniques for Inverters can be done in two ways. by varying the dc link voltage by varying the ac voltage at the output using a variable ratio transformer (a) The ...

Offline Measurement of Stator Resistance and Inverter Voltage ...

Feb 15, 2023 · In order to do this, the inverters allow data to be input manually or execute self-commissioning routines before running the motor. The parameters necessary for proper ...



CSM_Inverter_TG_E_1_1

Mar 27, 2016 · An inverter uses this feature to freely control the speed and torque of a motor. This type of control, in which the frequency and voltage are freely set, is called pulse width ...



Contact Us

For technical specifications, project proposals, or partnership inquiries, please visit:
<https://www.meble-decorator.pl>

Scan QR Code for More Information



<https://www.meble-decorator.pl>